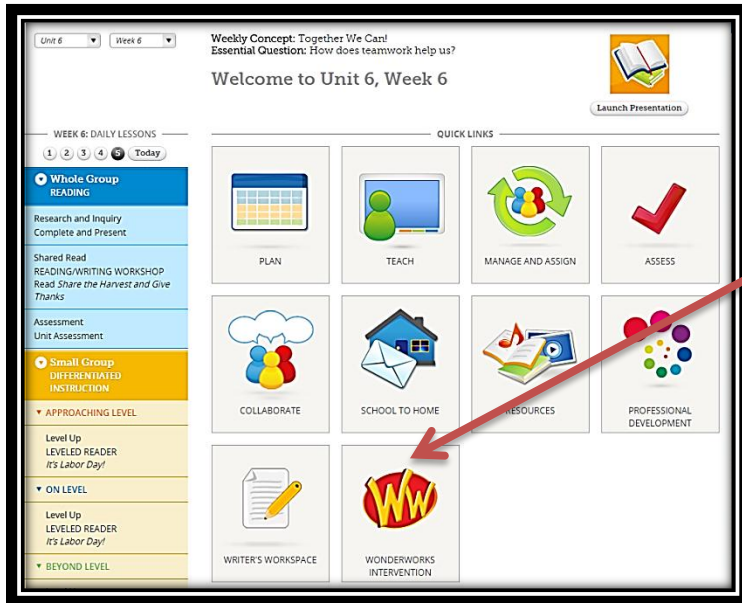


## Direction for Access Adaptive Learning® Through the Student Portal

**Note:** In order for teachers to have digital access to the WonderWorks® content and for students to have access to Adaptive Learning® through the student portal the intervention course code must have been assigned to them by their school location. (Refer to Weekly Briefing #15825 Intervention Course Codes for K-5 Students for further instructions)



**TEACHERS DIGITAL ACCESS TO THE WONDERWORKS® CONTENT**

## ADAPTIVE LEARNING



[www.dadeschools.net](http://www.dadeschools.net)

Login to Student Portal

**What you need to know before logging in...**

**Initial Username and Password**

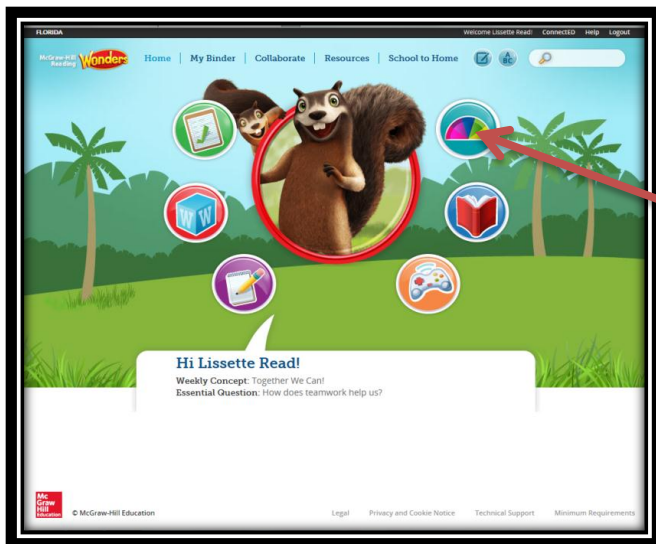
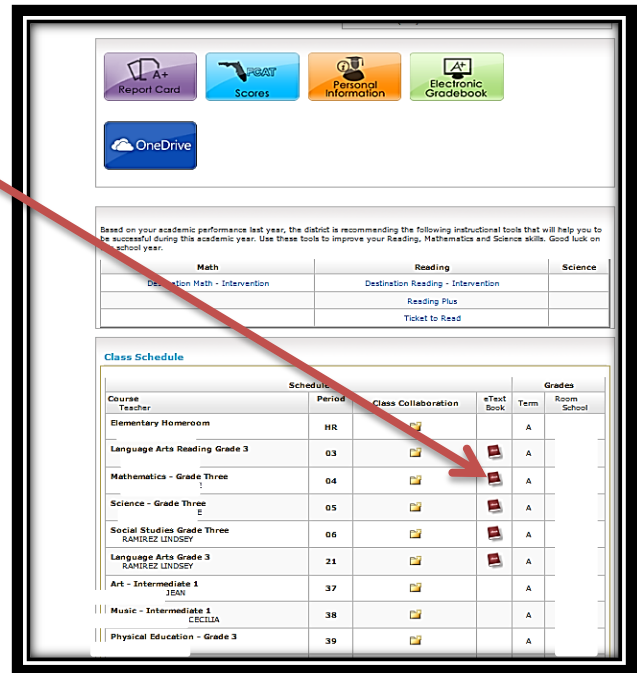
Username type student ID

Password: MM/YYYYpw

**It takes 24 hours after you are registered with the Student Portal to be able to change your initial password in the Password Management/P-Synch system.**

# Direction for Access Adaptive Learning® Through the Student Portal

Once the student is logged on they click on the “eTextBook” icon, associated with Language Arts Reading Grade X course.



Once on the student dashboard for Reading Wonders®, students click on the rainbow button shown on the screen shot.

After students take a placement and diagnostic assessment the program will place students to begin working on foundational skills that are best suited based on the diagnostic assessment. The program will continually assess a student's knowledge and skills and provide them with a personalized learning path to help them accelerate their learning. This program is the digital component to the WonderWorks® intervention program

