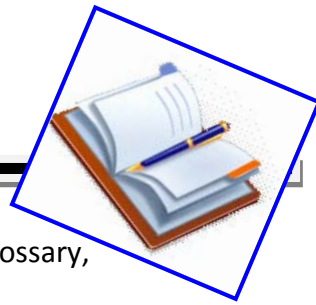


Informational Text Features






Florida Sunshine State Standards:

LA.3-5.2.2.1 – Identify and explain the purpose of text features (e.g., table of contents, glossary, headings, charts, graphs, diagrams, illustrations)

LA.3-5.6.1.1 – The student will explain how text features (e.g., charts, maps, diagrams, sub-headings, captions, illustrations, graphs) aid in the reader’s understanding.


Print Features																
<i>Guide readers through the patterns of organization.</i>																
Feature	Example	Helps the Reader...														
Table of Contents	<p>Table of Contents</p> <p>Chapter 1: All About Animals</p> <p>Animal AdaptationsPage 1</p> <p>Animal Food.....Page 2</p> <p>Animal HabitatsPage 3</p> <p>Animal HomesPage 4</p> <p>Chapter 2: All About Plants</p> <p>PhotosynthesisPage 5</p> <p>Types of PlantsPage 6</p>	<ul style="list-style-type: none"> • See major parts of the book along with page numbers. • Locate information and see main topics or main points. 														
Glossaries	<p>A</p> <p>Acid rain (AS ihd rayn) rain that carries certain kind of pollution.</p> <p>Adapt (uh DAPT) to change in order to survive in new environments</p>	<ul style="list-style-type: none"> • Quickly find a key term from an alphabetical list. 														
Index/Indices	<p>A</p> <p>Abu Simbel, temple of, p73</p> <p>Acadia, Canada, 212-213</p> <p>Acid rain, 396, c396-c397, 396-397</p> <p>Animal Adaptations p1</p> <p>Animal Food p2</p> <p>Animal Habitats p3</p> <p>Animal Homes p5</p>	<ul style="list-style-type: none"> • Quickly find pages that contain information you are looking for. 														
Key/Guide words	<table border="1"> <tr> <td>braid · bread</td> <td>breadth · bridge</td> </tr> <tr> <td>braid brand</td> <td>breadth breed</td> </tr> <tr> <td>brain brass</td> <td>breaker breeze</td> </tr> <tr> <td>bramble brave</td> <td>bream brew</td> </tr> <tr> <td>bran braze</td> <td>breath briar</td> </tr> <tr> <td>branch bread</td> <td>breech bridge</td> </tr> <tr> <td>page 1</td> <td>page 2</td> </tr> </table>	braid · bread	breadth · bridge	braid brand	breadth breed	brain brass	breaker breeze	bramble brave	bream brew	bran braze	breath briar	branch bread	breech bridge	page 1	page 2	<ul style="list-style-type: none"> • Define key terms to find out their meaning in the text. • Better learn and understand the subject.
braid · bread	breadth · bridge															
braid brand	breadth breed															
brain brass	breaker breeze															
bramble brave	bream brew															
bran braze	breath briar															
branch bread	breech bridge															
page 1	page 2															
Graphic Aids																
<i>Represent information in some specific way.</i>																
Feature	Example	Helps the Reader...														
Diagram		<ul style="list-style-type: none"> • Understand a more detailed or simplified view of information. • Understand steps, how objects are made, or information in the text. 														

Graphs/ Charts/Tables		<ul style="list-style-type: none"> Organize large amounts of information in a small space. Understand relationships among and between information. Summarize and compare information.
Maps		<ul style="list-style-type: none"> Understand where an event happens. Understand how far away an event took place.
Timeline		<ul style="list-style-type: none"> Understand important events in chronological order or time order. Understand the order of events and how one event may have lead to another.

Illustrations
Expand the meaning of the text.

Feature	Example	Helps the Reader...
Illustration		<ul style="list-style-type: none"> Understand information in a visual way. Understand the story. Understand an idea from the text that was unclear.

Organizational Aids
Help readers find important information.

Feature	Example	Helps the Reader...
Bold print	<p>The Wetlands of the South <i>Why are the South's wetlands so important?</i> The Okefenokee (oh kuh fuh NOH kee) Swamp is a large wetland in the South. A wetland is a place where the ground is soaked with water for at least part of the year.</p>	<ul style="list-style-type: none"> By signaling the word is important and/or found in the glossary.
Italics		<ul style="list-style-type: none"> Understand the word is important.
Titles		<ul style="list-style-type: none"> Identify the topic of the text. Understand the main idea of the text. Make connections between what you already know and the text.
Headings		<ul style="list-style-type: none"> Identify topics throughout the book/article as they skim and scan. Divide the text into sections.
Subheadings	<p>Helpful Ants Although ants are frustrating when they get in homes, ants do help the environment. They help control the population of damaging pests such as termites.</p> <p>Types of Ants Types of ants include fire ants, which cause a painful sting, and carpenter ants, which damage wood structures while nest building. Other types of ants include honey, pharaoh, house, Argentine, and the thief ant.</p>	<ul style="list-style-type: none"> Navigate through sections of text. Understand the main idea of each section of the text. Locate information in the text by telling you where to look.

Captions		<ul style="list-style-type: none"> • Understand what is shown in a photo or illustration. • Understand information that may or may not be in the text.
Sidebars		<ul style="list-style-type: none"> • Locate more information than is in the text about a topic. • Understand interesting facts or important information the author wants the reader to know. • Understand by creating interest or emphasizing important information.
Footnotes		<ul style="list-style-type: none"> • Understand the meaning of an unknown word • To pronounce an unknown word correctly • Locate another source of information used in the article or story